


2330nm DFB Laser diode for CO Gas monitoring



Description

The PL-DFB-2330-A1 2330nm DFB laser diode module made by LD-PD is a cost effective, highly coherent laser source. The DFB laser diode chip is packaged in an industry standard hermetically sealed 14 pin butterfly package with TEC and PD Built in.

Features

- Narrow Linewidth < 2MHz
- Excellent wavelength control and stability
- Industry Standard 14 pin Butterfly package
- Mode-Hop free tuning
- Excellent reliability
- Customer specific wavelengths available

Application

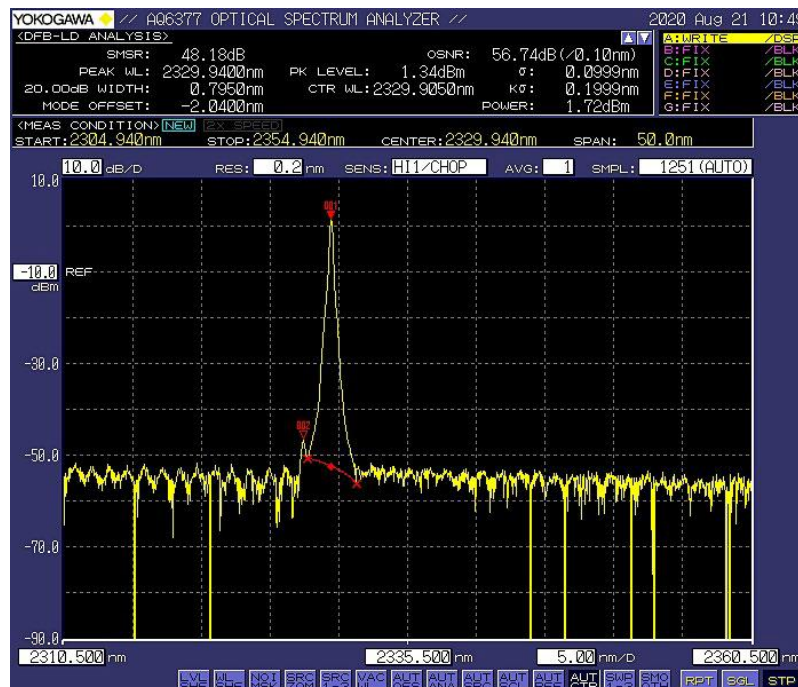
- Tunable diode laser absorption spectroscopy
- CO Monitoring

Laser Specifications

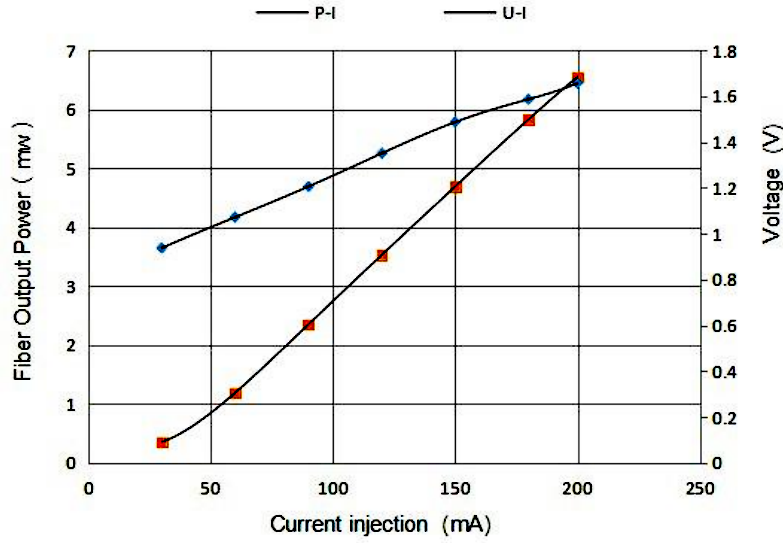
Electrical/Optical Characteristics(Tsub=25°C, CW bias unless stated otherwise)

Parameter	Symbol	Min	Typ	Max	Unit
Centre Wavelength	λ	2329	2330	2331	nm
Side Mode Suppression Ratio	SMSR	30	40		dB
Threshold Current	I _{th}		20	30	mA
Operating Current	I _{op}		80	120	mA
Chip output Power	P _f	4	5	10	mW
Quantum Efficiency	η	0.08	0.12		mW/mA
Current Tuning Coefficient	$\Delta \lambda / \Delta I$		0.015		nm/mA
Temperature Tuning Coefficient	$\Delta \lambda / \Delta T$		0.12		nm/K
Forward Voltage	V _f		1.3	2	V
Thermistor Resistance	R _T	9.5	10	10.5	K Ω
Thermistor Temp. Coefficient			-4.4		%/°C
Connector	FC/APC				

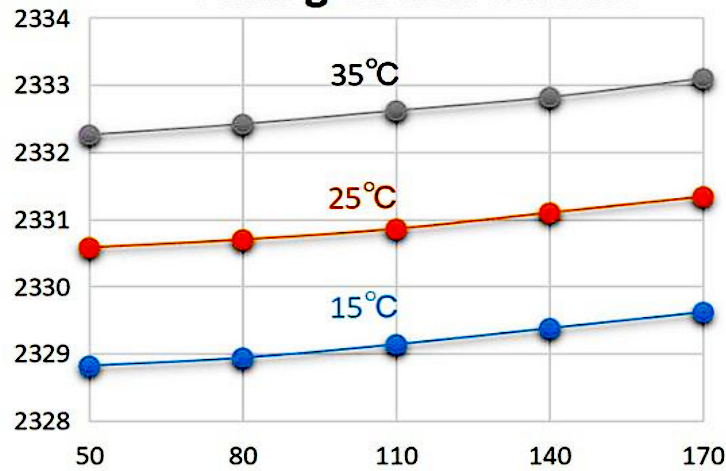
Spectrum



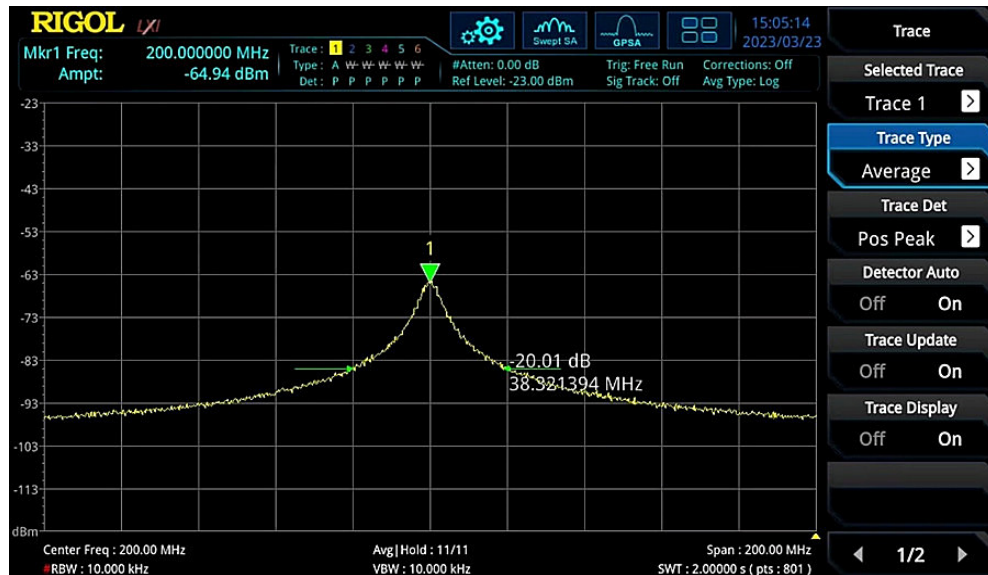
L-I Curve



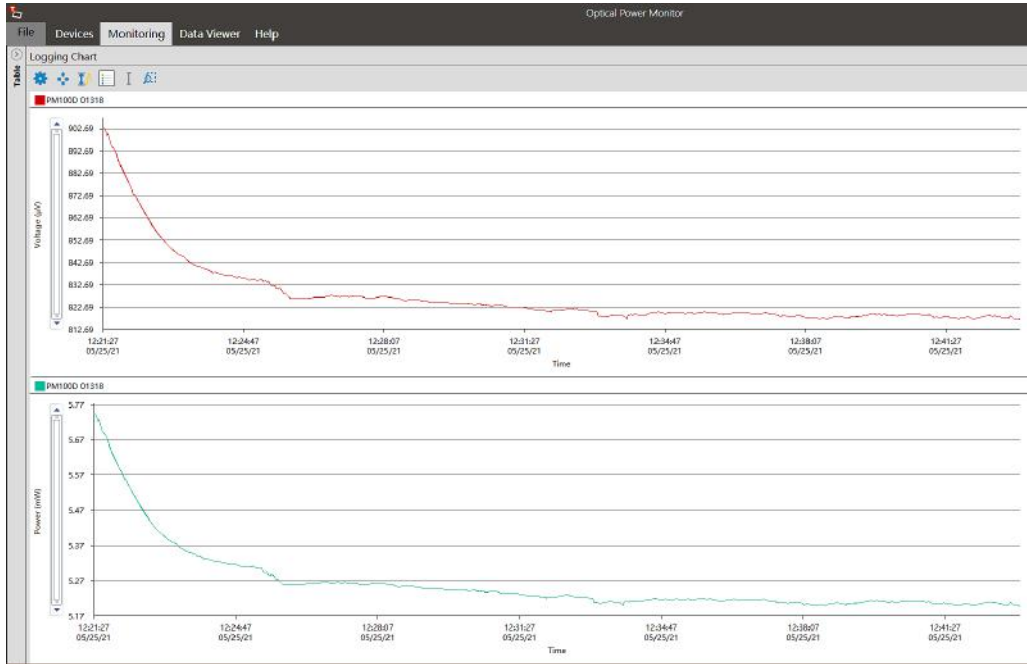
Tuning Characteristics



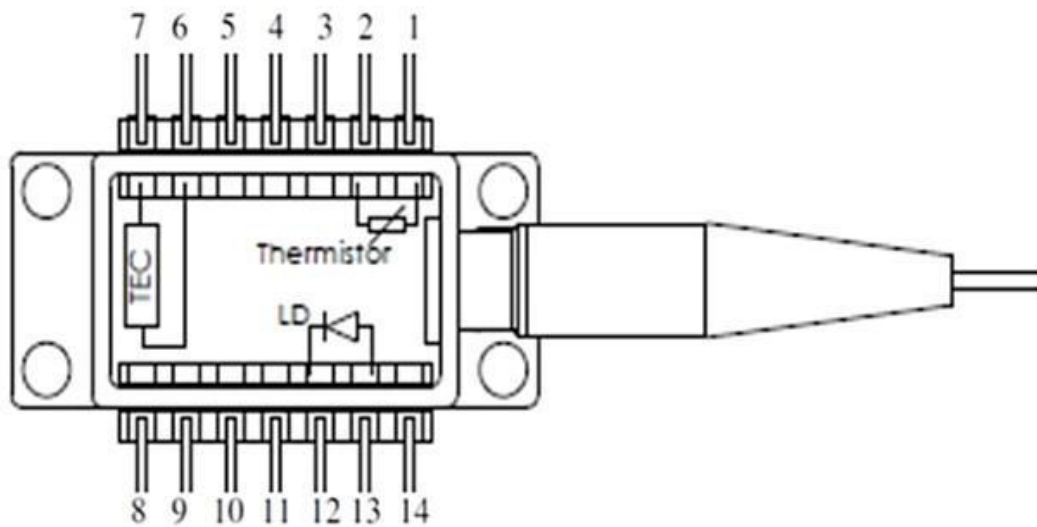
Dimensions and Pin definitions



Power Stability



Dimensions and Pin definitions



1	Thermistor	8	Not Used
2	Thermistor	9	Not Used
3	Not Used	10	Not Used
4	Not Used	11	Not Used
5	Not Used	12	Laser Diode Cathode(-)
6	TEC(+)	13	Laser Diode Anode(+)
7	TEC(-)	14	Not Used

Absolute Maximum Ratings

Item	Unit	Min	Typ	Max
Case Temperature	°C	-5	25	70
Chip Temperature	°C	+10	25	40
Operating Current	mA	0	100	120
Forward Voltage	V	0.8	1.2	1.8
TEC Current	A	-	-	1.2
Reverse Voltage(LD)	V	-	-	2.0
Reverse Voltage(PD)	V	-	-	20

Ordering Info

PL-DFB-□□□□-☆-A8▽-XX

□□□□:Wavelength

1512:1512nm

1653.7: 1653.7nm

2327: 2327nm

☆ :Output Power

A: 5mW

B: 10mW

▽:Wavelength Tolerance

1: ±1nm

2: ±2nm

XX: Fiber and Connector Type

SA=SMF-28E+ FC/APC

SP=SMF-28E+ FC/PC

PP=PM Fiber+ FC/PC

PA=PM Fiber+ FC/APC