


2050nm DFB Tunable Laser diode



Description

The PL-DFB-2050-A1 2050nm DFB laser diode module made by LD-PD is a cost effective, highly coherent laser source. The DFB laser diode chip is packaged in an industry standard hermetically sealed 14 pin butterfly package with TEC and PD Built in.

Features

- Narrow Linewidth < 2MHz
- Excellent wavelength control and stability
- Industry Standard 14 pin Butterfly package
- Mode-Hop free tuning
- Excellent reliability
- Customer specific wavelengths available

Optional

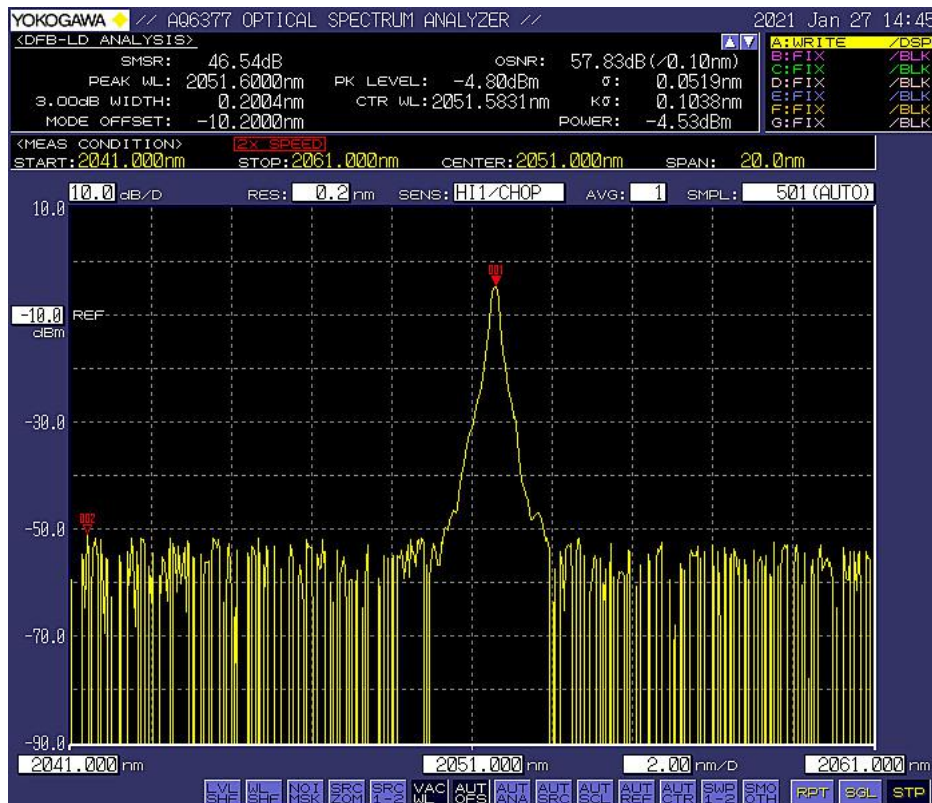
- Tunable diode laser absorption spectroscopy
- Gas Monitoring

Laser Specifications

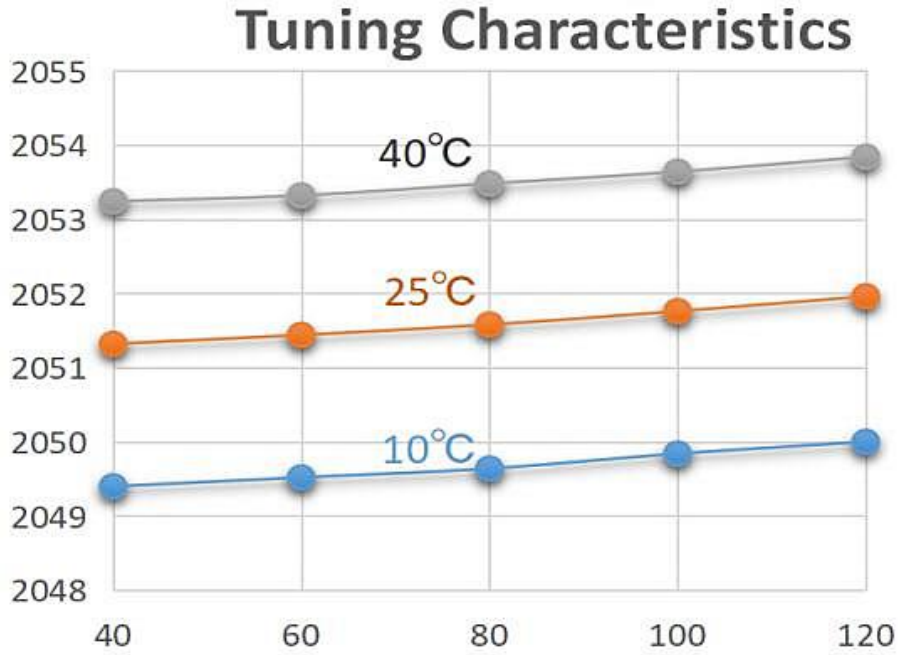
Electrical/Optical Characteristics(Tsub=25°C, CW bias unless stated otherwise)

Parameter	Symbol	Min	Typ	Max	Unit
Centre Wavelength	λ	2049	2050	2051	nm
Side Mode Suppression Ratio	SMSR	30	40		dB
Threshold Current	Ith		20	30	mA
Operating Current	Iop		80	120	mA
Chip output Power	Pf	2	3	5	mW
Quantum Efficiency	η	0.08	0.12		mW/mA
Current Tuning Coefficient	$\Delta\lambda/\Delta I$		0.015		nm/mA
Temperature Tuning Coefficient	$\Delta\lambda/\Delta T$		0.12		nm/K
Forward Voltage	Vf		1.3	2	V
Thermistor Resistance	RT	9.5	10	10.5	K Ω
Thermistor Temp. Coefficient			-4.4		%/°C
Connector	FC/APC				

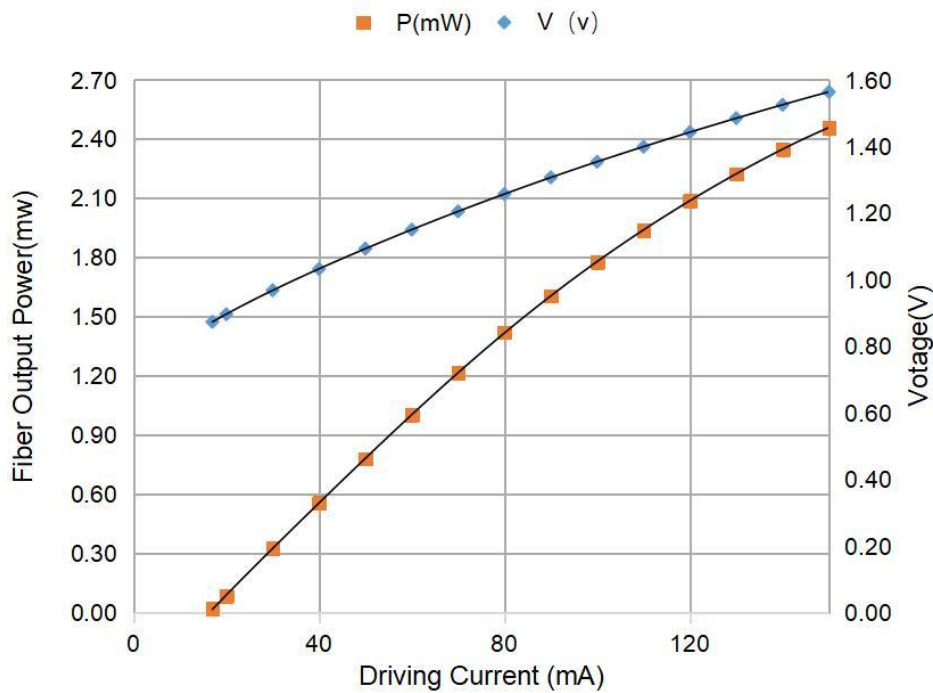
Spectrum



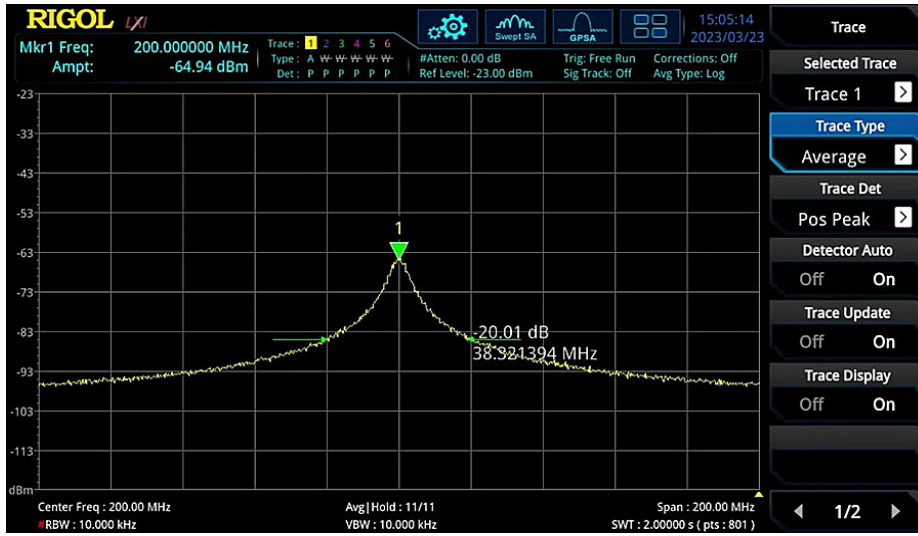
Tuning Characteristics



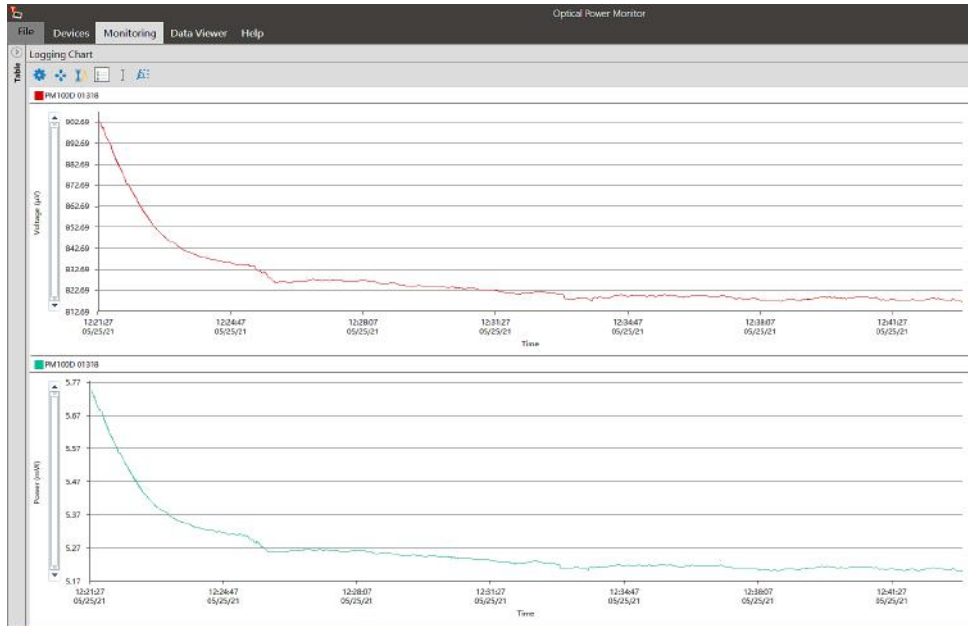
L-I Curve



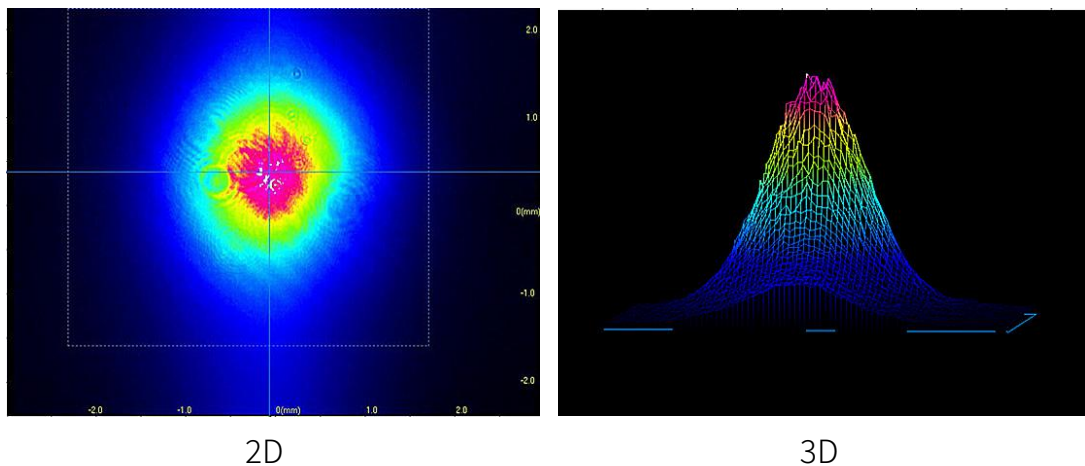
DFB Linewidth Testing Result



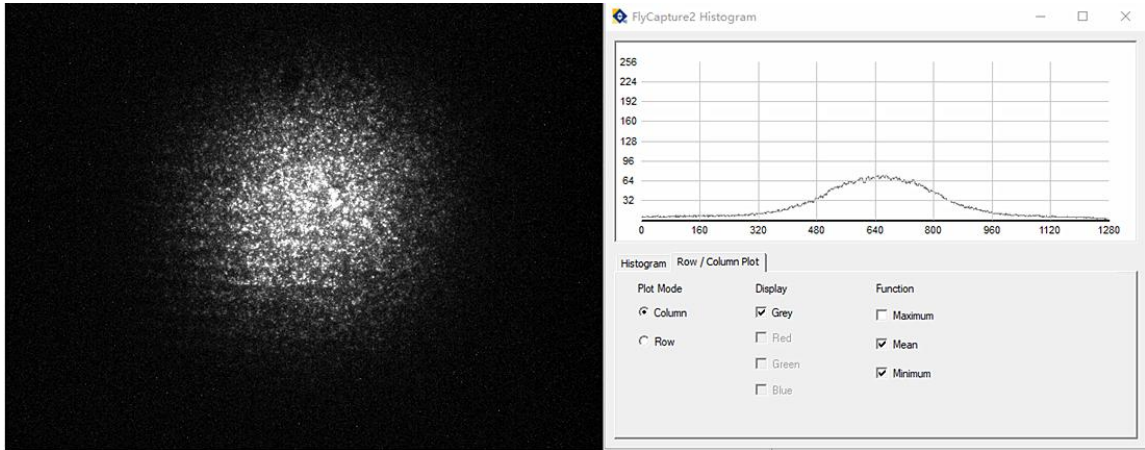
Power Stability



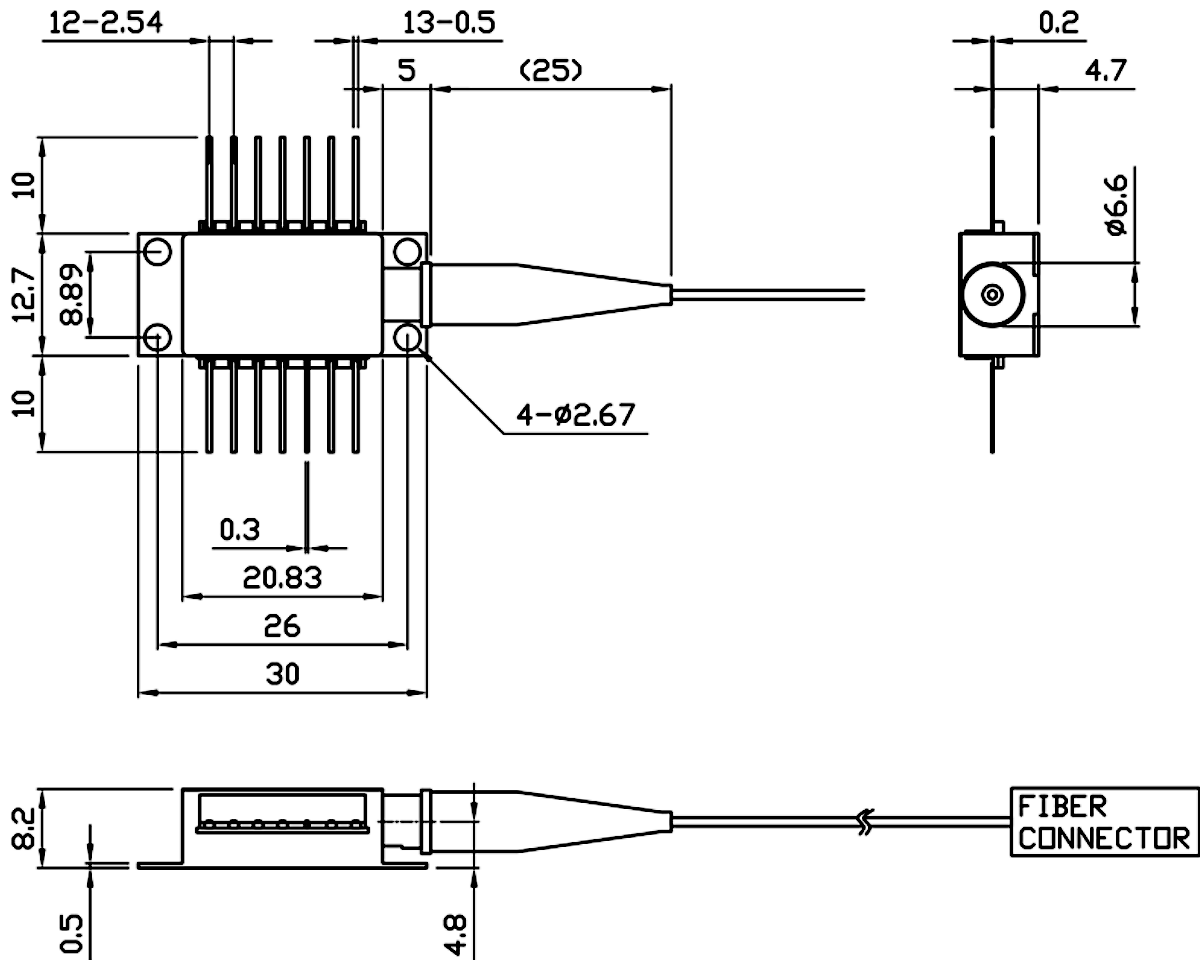
Beam Quality



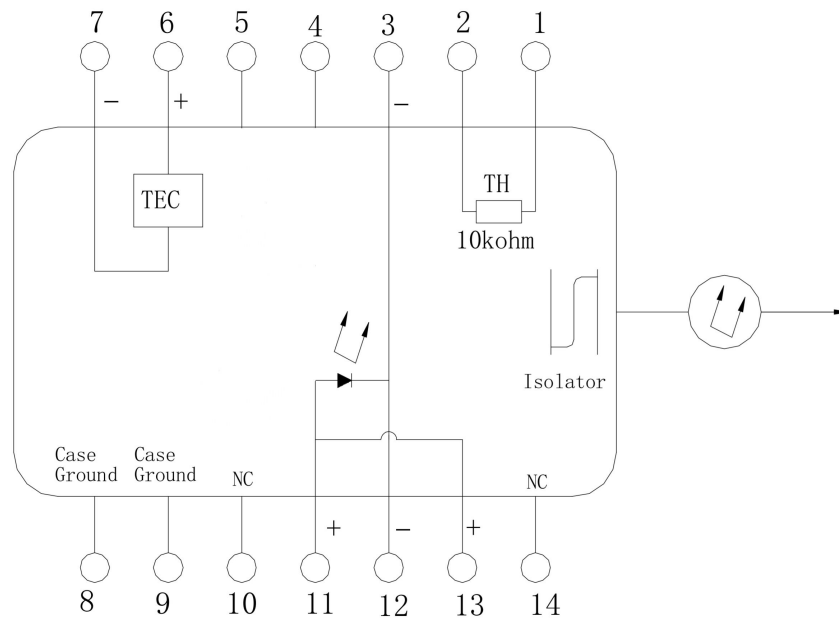
Camera Analysis



Package Size



Pin Definition



PIN#	Function	PIN#	Function
1	Thermistor	8	Case Ground
2	Thermistor	9	Case Ground
3	Laser Cathode(-)	10	NC
4	NC	11	Laser Anode (+)
5	NC	12	Laser Cathode (-)
6	TEC (+)	13	Laser Anode (+)
7	TEC (-)	14	NC

Absolute Maximum Ratings

Item	Unit	Min	Typ	Max
Case Temperature	°C	-5	25	70
Chip Temperature	°C	+10	25	40
Operating Current	mA	0	100	150
Forward Voltage	V	0.8	1.2	1.8
TEC Current	A	-	-	1.2
Reverse Voltage(LD)	V	-	-	2.0
Reverse Voltage(PD)	V	-	-	20

Ordering Info**PL-DFB-□□□□-☆-A8▽-XX**

1512:1512nm

1653.7: 1653.7nm

2050: 2050nm

☆ :Output Power

A:2mW

B:5mW

▽:Wavelength Tolerance

1:±1nm

2:±2nm

XX: Fiber and Connector Type

SA=SMF-28E+ FC/APC

SP=SMF-28E+ FC/PC

PP=PM Fiber+ FC/PC

PA=PM Fiber+ FC/APC