

820nm Narrow linewidth Laser diode



Description

The PL-NL series laser is single frequency laser diode module designed for optical measurement and communication. The laser is packaged in 14-pin standard butterfly package with monitor photodiode and thermo-electric cooler (TEC). The Single-Frequency Continuous Tuning Range: > 1.2 nm by adjust the Mini PZT Built in the laser diode. 820nm Tunable laser diodes for CS spectroscopy.

Features

- Optical output: 30mW
- Narrow linewidth ($\Delta\nu < 1\text{MHz}$)
- Wavelength: 820nm @ 25°C
- SM or PM Fiber ($\varnothing 0.9\text{mm}$)
- FC-APC connector
- 14-pin butterfly package
- Internal monitor PD and TEC
- Low power consumption

E/O Characteristics

Optical Characteristics (at 25 °C laser temperature)

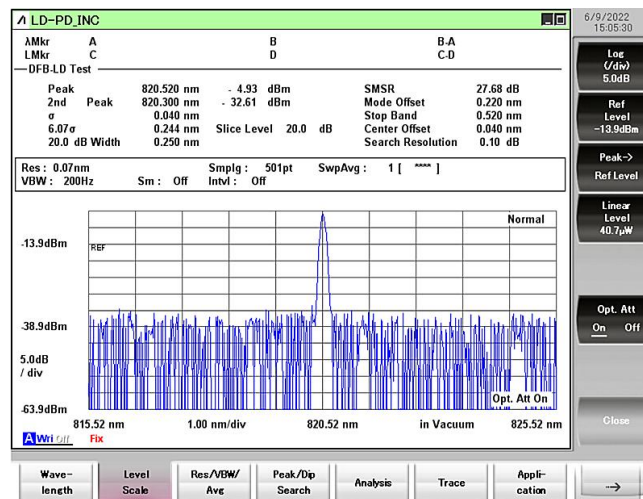
Parameter	Symbol	Condition	Min.	Typical	Max.	Unit
Center Wavelength	λ_c	TL=15~ 35°C CW	819	820	821	nm
Peak Optical Output Power	PO	-		15	30	mW
Spectral linewidth	LW	-	-	1	10	MHz
Side-mode Suppression Ratio	SMSR	CW	30	40	-	dB
Optical Isolation	-	-10 < TC < +70 °C	30	-	-	dB
Polarization Extinction Ratio	ER	-	20	-	-	dB
Relative Intensity Noise	RIN	CW, output power 5mW	-	-	-135	dB
Wavelength drift with case (-10 to 70 °C) temperature	$\Delta\lambda$	TL=15~ 35°C	-	-	±30	pm
Wavelength Temperature coefficient	$\Delta\lambda/\Delta T$	TL=15~ 35°C	-	65	80	pm/°C
Wavelength Current coefficient	$\Delta\lambda/\Delta I$	-	-	1.0	2	pm/mA

Electrical Characteristics (at 25 °C laser temperature)

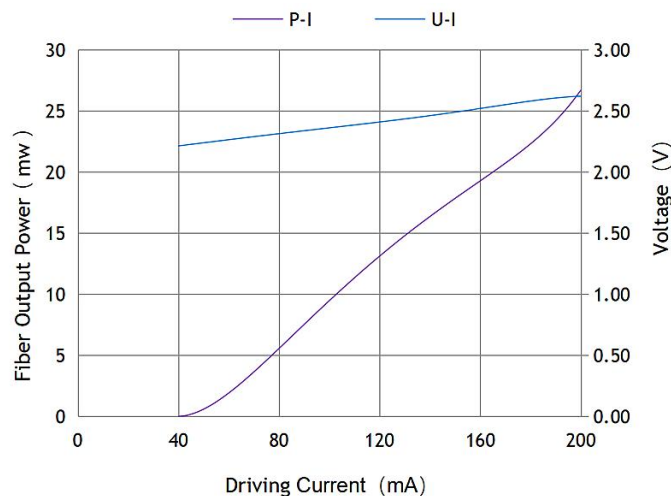
Parameter	Symbol	Condition	Min.	Typical	Max.	Unit
Threshold Current	ITH	-	-	25	40	mA
Slope Efficiency	η	CW output power 15 mW	0.064	0.1	-	mW/mA
Operating current	Iop	CW	-	130	200	mA
TEC set temperature	Ts	-	15	-	35	°C
Laser Forward Voltage	V _F	CW output power 15 mW	-	1.5	2.5	V
Monitor Dark Current	I _D	-	-	-	0.1	μA
Input Impedance	ZIN	-	22	25	28	Ω

Thermistor Current	ITC	-	10	-	100	μA
Thermistor Resistance	RTH	TL = 25 °C	9.5	10	10.5	K Ω
TEC Current	ITEC	TL = 25 °C, TC = 70 °C	-	-	1.8	A
TEC Voltage	VTEC	TL = 25 °C, TC = 70 °C	-	-	3.5	V
TEC capacity	ΔT	Tc = 70 °C	-	-	50	°C
Thermistor temperature	-	-	-	-	100	°C

Spectrum

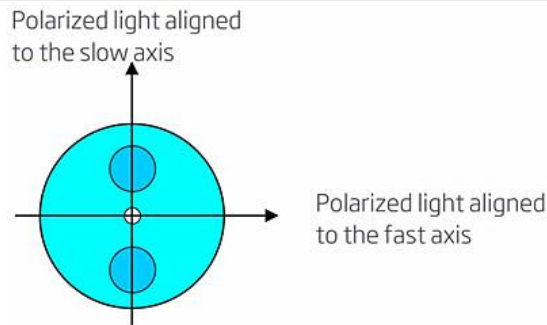


L-I Curve



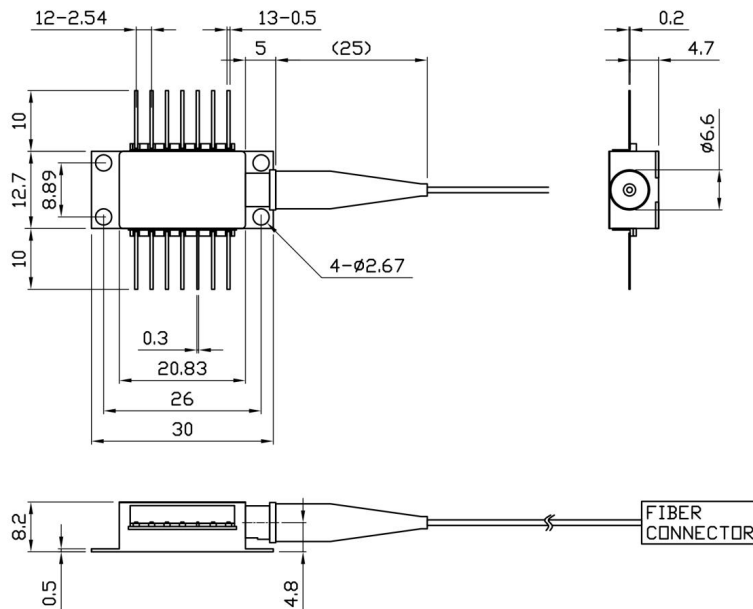
Fiber Pigtail Specifications

Parameters	Description
Fiber Type	PM fiber
Jacket Type	900μm loose tube
Pigtail Length	1.0±0.1m
Connector Type	FC/APC
PM fiber Connector Orientation	Please see the right figure

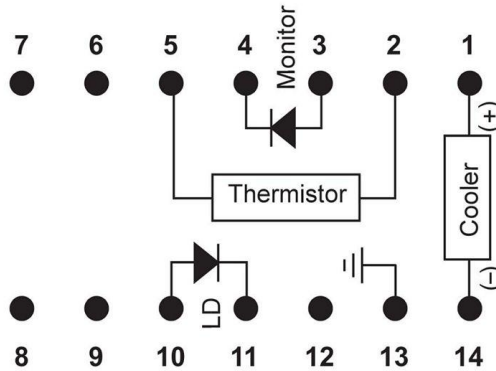


Note: The PM fiber and the connector key are aligned to the slow axis, fast axis is blocked.

Package Size



Pin definition



1	Thermoelectric Cooler (+)	8	N/C
2	Thermistor	9	N/C
3	PD Monitor Anode (-)	10	Laser Anode (+)
4	PD Monitor Cathode (+)	11	Laser Cathode (-)
5	Thermistor	12	N/C
6	N/C	13	Case Ground
7	N/C	14	Thermoelectric Cooler (-)

Absolute Maximum Ratings

Item	Unit	Min	Typ	Max
Case Temperature	°C	-5	25	70
Chip Temperature	°C	+10	25	40
Operating Current	mA	0	130	200
Forward Voltage	V	0.8	1.2	1.8
TEC Current	A	-	1.2	1.4
Reverse Voltage (LD)	V	-	-	1.8

Ordering Info

PL-NL-□□□□-☆-A8▽-XX

□□□□: Wavelength

0633:633nm

0785:785nm

0790:790nm

0820:820nm

1050:1050nm

1550:1550nm

1555:1555nm

1560: 1560nm

☆ : Output Power

A: 15mW

B: 30mW

▽: Linewidth

1: <10MHZ

XX: Fiber and Connector Type

SA=SMF-28E+ FC/APC

SP=SMF-28E+ FC/PC

PP=PM Fiber+ FC/PC

PA=PM Fiber+ FC/APC